

Floral Design 101

Lesson 1: "Cluster-Style"

Trio of Clusters

Keep flowers of same type and colors segmented by vase

Balance is key, heaviest/largest flowers go in shortest vase, medium in middle vase and tallest/most vertical flower goes in tallest vase

Make sure your colors go together (see color palettes)

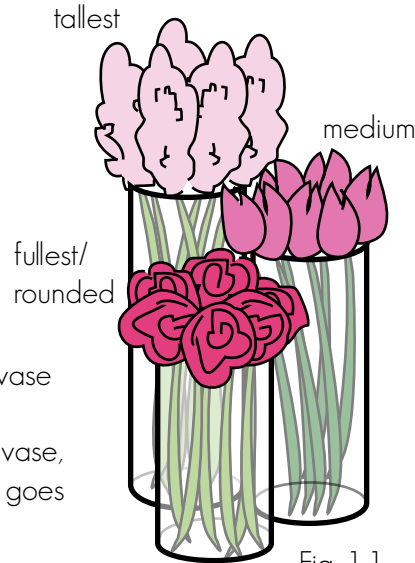


Fig. 1.1
Monochromatic

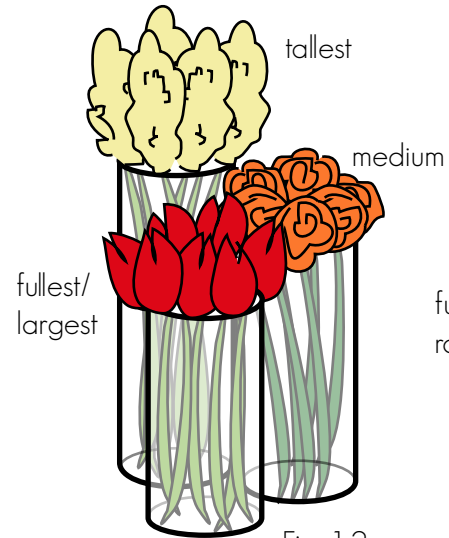


Fig. 1.2
Analogous

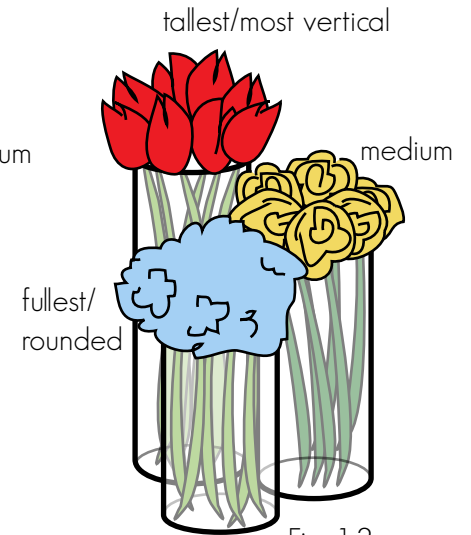


Fig. 1.3
Triadic Primary




Fig. 2.1
Bold Brights




Fig. 2.2
Soft Pastels

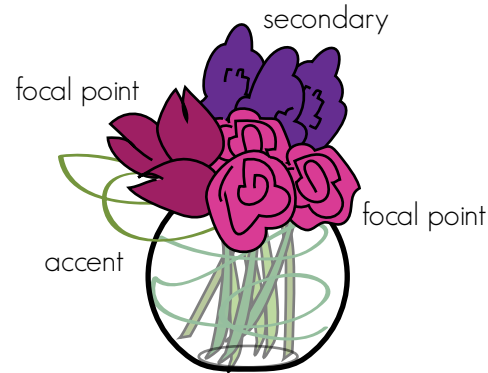


Fig. 2.3
Jewel Tones

Clustered Vase

Keep Same flower types together within vase (segment by flower type/color)

True "clusters" should be obvious and cleanly interact with each other

Add sculptural grass accents for interest/modern flair